

# RETAIL FOR LEASE

6014 CENTRE AVENUE, PITTSBURGH, PA 15206



## PROPERTY FEATURES:

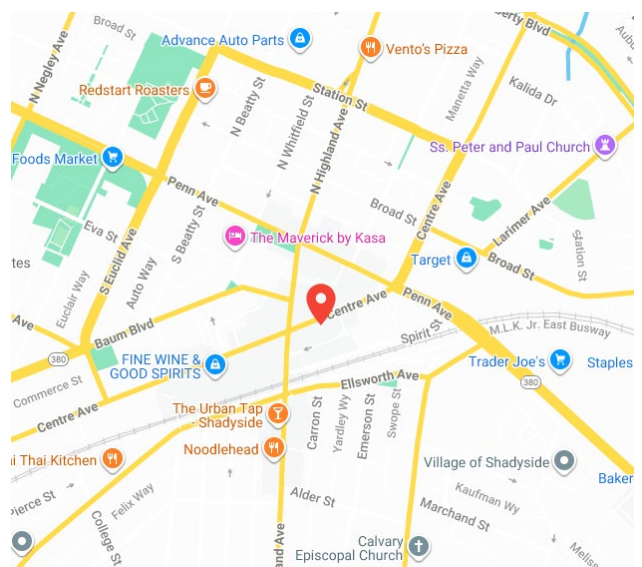
- 751 SF available for lease
- Flexible 2nd floor office or boutique retail space in the heart of East Liberty
- Surrounded by popular destinations: Kelly's Bar, Paris 66, Patron, and Target
- Prime visibility along Centre Ave retail corridor with steady foot and vehicle traffic
- Convenient access to a nearby parking garage plus abundant street parking

CONTACT:

**SPENCER LUNT**

slunt@hannacrecom

412 261 2200



**HANNA COMMERCIAL REAL ESTATE**

11 STANWIX ST., SUITE 1024

PITTSBURGH, PA 15222

[HANNACRE.COM](http://HANNACRE.COM)

**CHAINLINKS**  
RETAIL ADVISORS

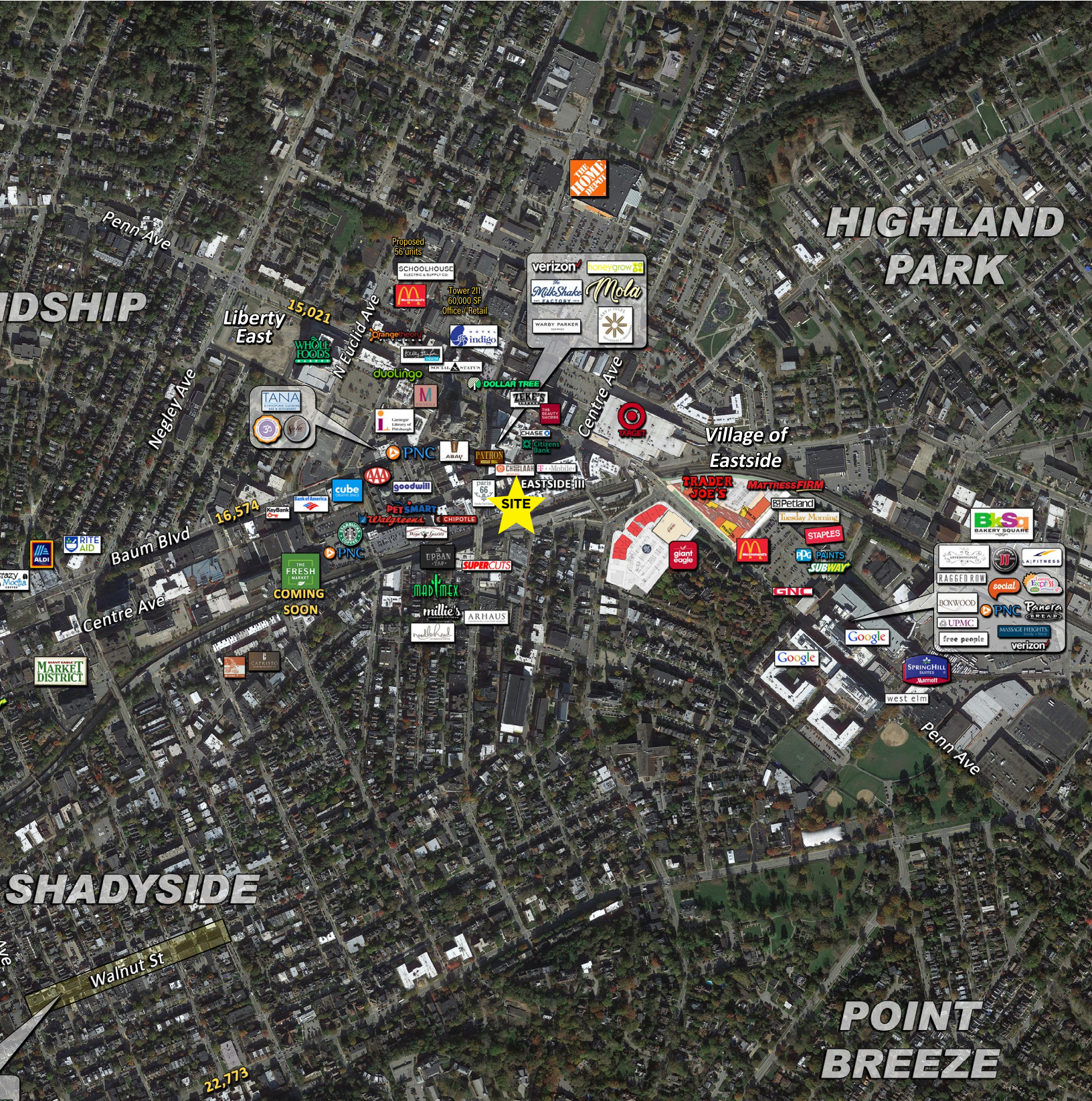
All information furnished regarding property for sale, rental or financing is from sources deemed reliable. No representation is made as to the accuracy thereof, and it is submitted subject to errors, omissions, change of price, rental, or other conditions, prior sale lease, financing or withdrawal without notice. Hanna Commercial will make no representation, and assume no obligation, regarding the presence or absence of toxic or hazardous waste or substances or other undesirable material on or about the property.



CONTACT:  
**SPENCER LUNT**  
slunt@hannacrecom  
412 261 2200



**HANNA COMMERCIAL REAL ESTATE**  
11 STANWIX ST., SUITE 1024  
PITTSBURGH, PA 15222  
[HANNACRE.COM](http://HANNACRE.COM)



CONTACT:  
**SPENCER LUNT**  
slunt@hannacre.com  
412 261 2200

A MEMBER OF  
**CHAINLINKS**  
RETAIL ADVISORS

**HANNA COMMERCIAL REAL ESTATE**  
11 STANWIX ST., SUITE 1024  
PITTSBURGH, PA 15222  
[HANNACRE.COM](http://HANNACRE.COM)

All information furnished regarding property for sale, rental or financing is from sources deemed reliable. No representation is made as to the accuracy thereof, and it is submitted subject to errors, omissions, change of price, rental, or other conditions, prior sale lease, financing or withdrawal without notice. Hanna Commercial will make no representation, and assume no obligation, regarding the presence or absence of toxic or hazardous waste or substances or other undesirable material on or about the property.



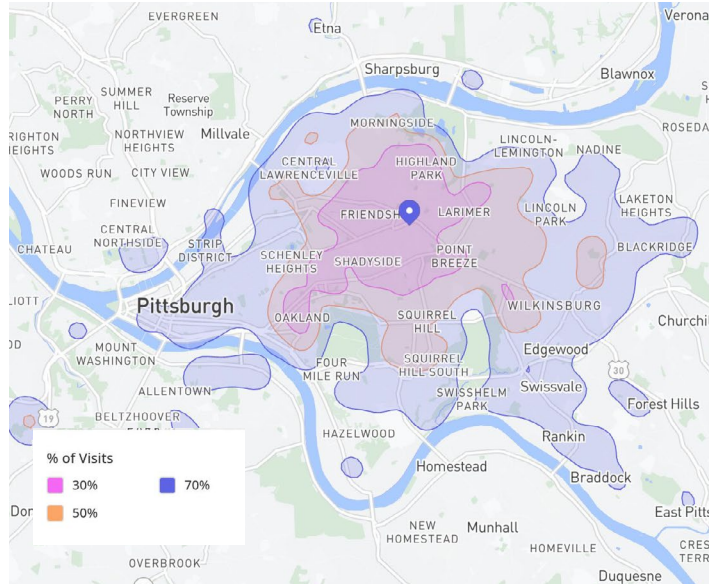
## Hanna CRE Report

Oct 1, 2024 - Sep 30, 2025



### YEARLY VISITOR METRICS: within 750 ft.

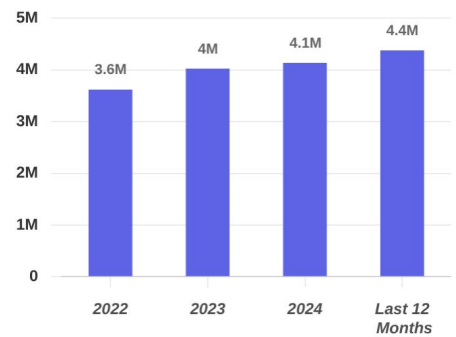
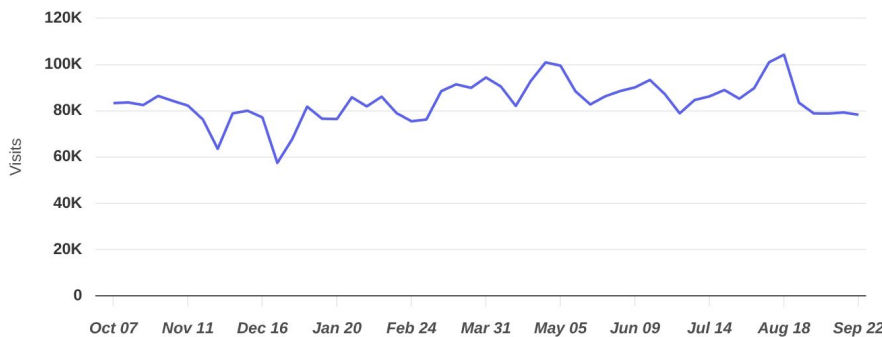
Visits	4.4M
Visits / sq ft	2.48
Size - sq ft	1.8M
Visitors	676.9K
Visit Frequency	6.47
Avg. Dwell Time	49 Min
Panel Visits	196.6K



### Overview

	30 % of Visits	50 % of Visits	70 % of Visits
Population	52,694	113,046	218,743
Pop density (per sq mile)	11,729	10,450	7,385
Area (sq mi) - based on Census Block Groups	4.49	10.82	29.62

### WEEKLY VISITOR TRENDS: within 750 ft.



Weekly | Visits | Oct 1st, 2024 - Sep 30th, 2025  
Data provided by Placer Labs Inc. (www.placer.ai)



**CONTACT:**  
**SPENCER LUNT**  
slunt@hannacre.com  
412 261 2200



**HANNA COMMERCIAL REAL ESTATE**  
11 STANWIX ST., SUITE 1024  
PITTSBURGH, PA 15222  
[HANNACRE.COM](http://HANNACRE.COM)

All information furnished regarding property for sale, rental or financing is from sources deemed reliable. No representation is made as to the accuracy thereof, and it is submitted subject to errors, omissions, change of price, rental, or other conditions, prior sale lease, financing or withdrawal without notice. Hanna Commercial will make no representation, and assume no obligation, regarding the presence or absence of toxic or hazardous waste or substances or other undesirable material on or about the property.