

JACKSON DISTRIBUTION CENTER
INDUSTRIAL SPACE AVAILABLE

108 TOMLINSON DRIVE, ZELIENOPE, PA 16063



PROPERTY FEATURES:

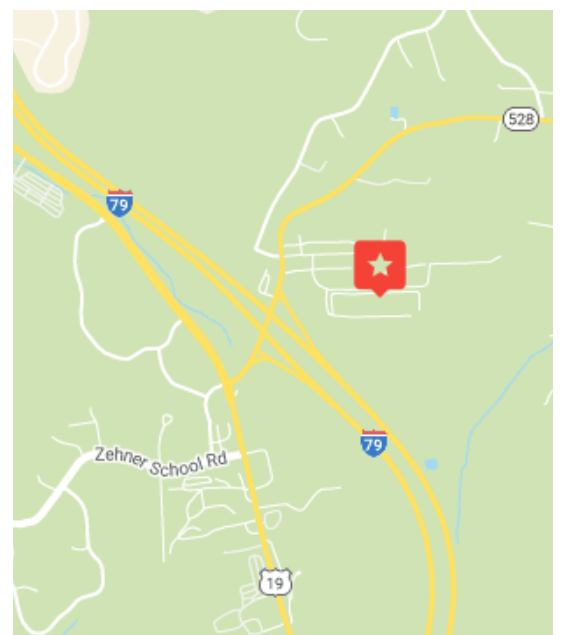
- 32,086 SF of warehouse space for sublease includes 1,500 SF of office
- Now Available: \$11/SF
- Dock doors: five (5) with levelers
- 20 parking spaces
- Sublease through January 31, 2028
- 32' ceiling height
- Sprinklered (Wet System)
- Power- 3 Phase 480/277 400 Amps
- Easy highway access: .5 miles from I-79
6 Miles from Cranberry Township &
33 Miles to I-80 Interchange

CONTACT:

AJ PANTONI

ajpantoni@hannacre.com

412-261-7134



HANNA COMMERCIAL REAL ESTATE

11 STANWIX ST., SUITE 1024

PITTSBURGH, PA 15222

HANNACRE.COM

All information furnished regarding property for sale, rental or financing is from sources deemed reliable. No representation is made as to the accuracy thereof, and it is submitted subject to errors, omissions, change of price, rental, or other conditions, prior sale lease, financing or withdrawal without notice. Hanna Commercial Real Estate will make no representation, and assume no obligation, regarding the presence or absence of toxic or hazardous waste or substances or other undesirable material on or about the property.

108 TOMLINSON DRIVE

JACKSON DISTRIBUTION CENTER, ZELIENOPLE, PA 16063




Column Spacing:

Warehouse 50' x 46'8"

Loading Area 50' x 60'



DIRECT ACCESS TO I-79



CONTACT:

AJ PANTONI

ajpantoni@hannacre.com

412-261-7134

HANNA COMMERCIAL REAL ESTATE

11 STANWIX ST., SUITE 1024

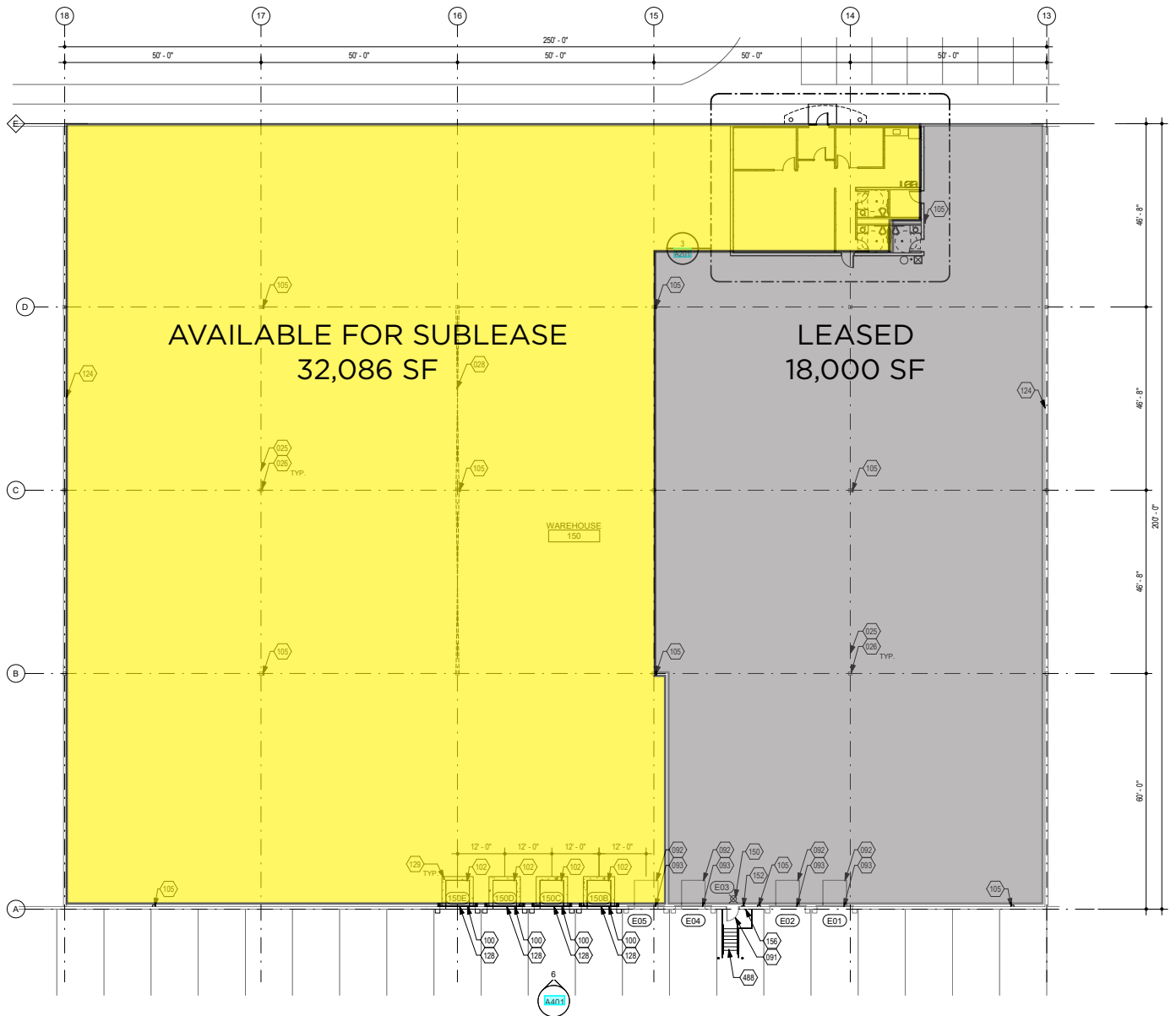
PITTSBURGH, PA 15222

HANNACRE.COM

All information furnished regarding property for sale, rental or financing is from sources deemed reliable. No representation is made as to the accuracy thereof, and it is submitted subject to errors, omissions, change of price, rental, or other conditions, prior sale lease, financing or withdrawal without notice. Hanna Commercial Real Estate will make no representation, and assume no obligation, regarding the presence or absence of toxic or hazardous waste or substances or other undesirable material on or about the property.

108 TOMLINSON DRIVE

JACKSON DISTRIBUTION CENTER, ZELIENOPLE, PA 16063



A OVERALL FLOOR PLAN
 A101 1/16" = 1'-0"
 0 4 8 16 24 32 48 64

CONTACT:
AJ PANTONI
 ajpantoni@hannacre.com
 412-261-7134

HANNA COMMERCIAL REAL ESTATE
 11 STANWIX ST., SUITE 1024
 PITTSBURGH, PA 15222
HANNACRE.COM

All information furnished regarding property for sale, rental or financing is from sources deemed reliable. No representation is made as to the accuracy thereof, and it is submitted subject to errors, omissions, change of price, rental, or other conditions, prior sale lease, financing or withdrawal without notice. Hanna Commercial Real Estate will make no representation, and assume no obligation, regarding the presence or absence of toxic or hazardous waste or substances or other undesirable material on or about the property.