

Significantly
**REDUCED
RATES**



OFFICE SPACE FOR LEASE

1133 Penn Avenue, Pittsburgh, PA 15222

- 13,280 SF on two floors
- 3rd and 4th floors - 6,640 SF each
- Subdividable to 3,000 SF
- High quality, modern building systems & wiring
- Beam & brick loft style office space
- River views & ample natural light
- Beautiful kitchen/lounge
- Surrounded by affordable parking garages & public transportation
- 11 private offices with open concept common area
- Glass window frontage conference rooms
- Basement storage available
- **\$20.00 per SF net of electrical & janitorial services**



CONTACT

BRENDAN MCMANUS

bmcmanus@HannaCRE.com

412.261.7122 DD




MICHAEL CONNOR

mconnor@HannaCRE.com

412.515.2428 DD



All information furnished regarding property for sale, rental or financing is from sources deemed reliable. No representation is made as to the accuracy thereof, and it is submitted subject to errors, omissions, change of price, rental, or other conditions, prior sale lease, financing or withdrawal without notice. Hanna Commercial will make no representation, and assume no obligation, regarding the presence or absence of toxic or hazardous waste or substances or other undesirable material on or about the property.

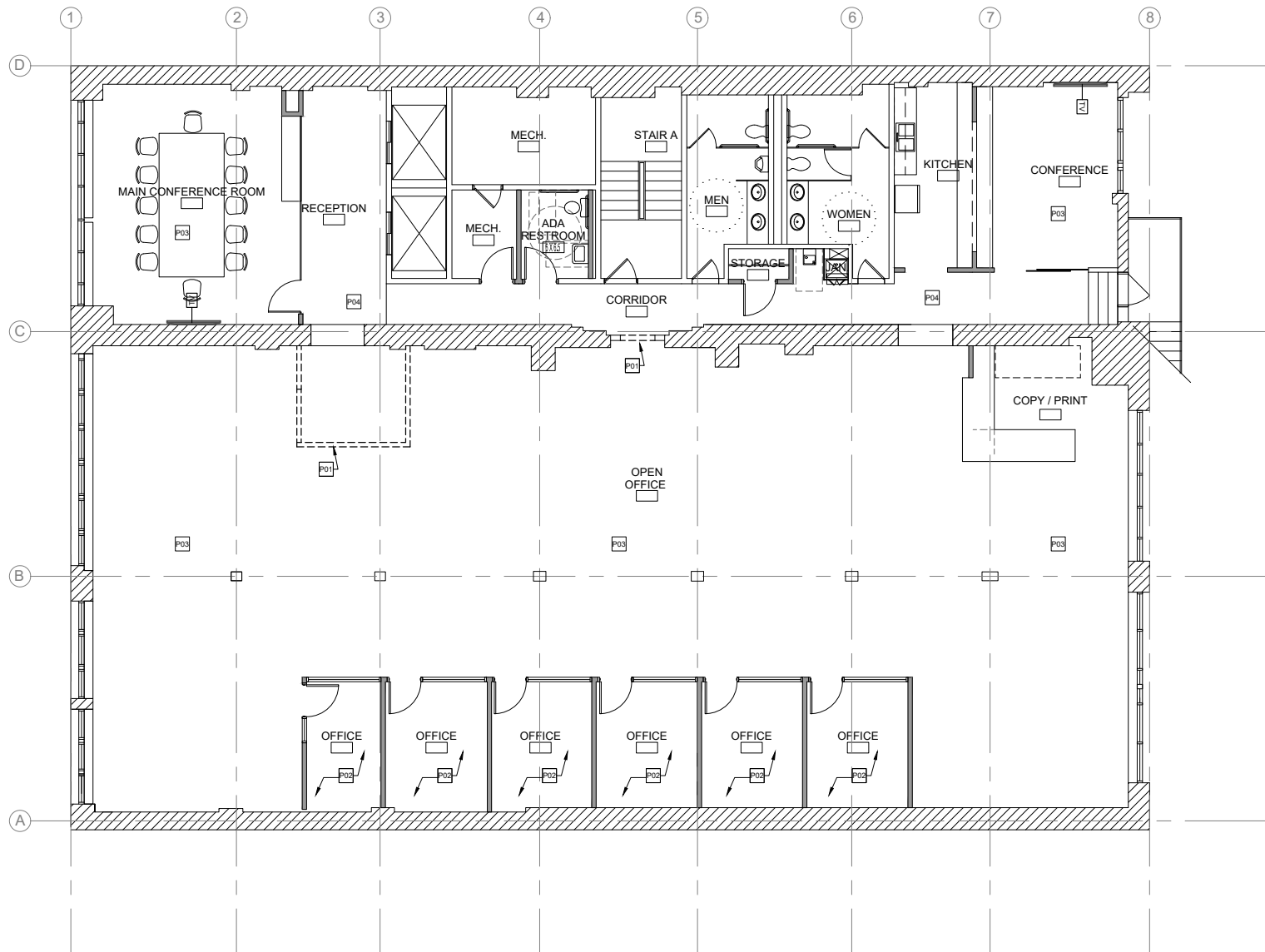


11 Stanwix Street • Suite 1024 • Pittsburgh, PA 15222
412.261.2200 • HannaCRE.com

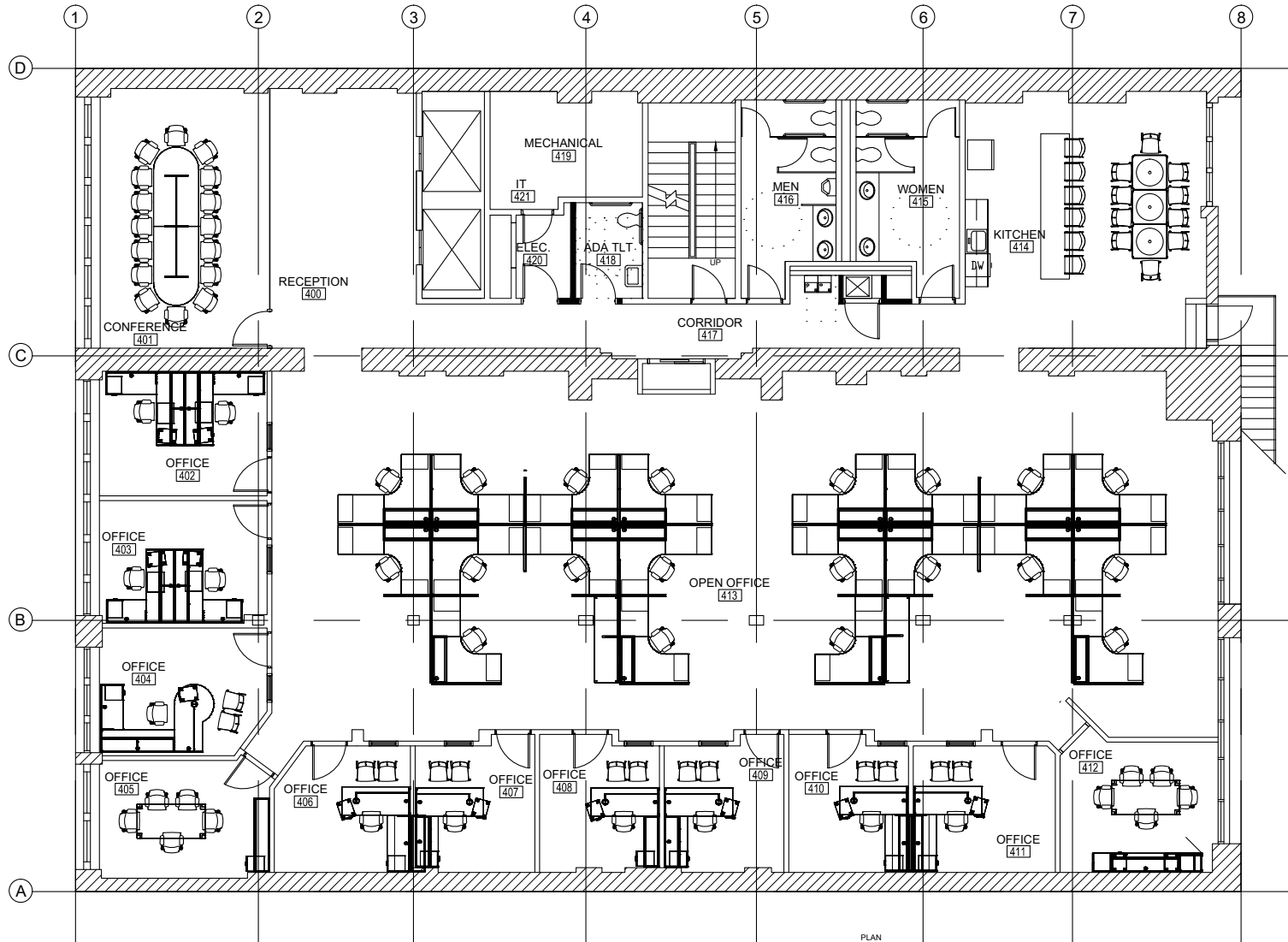
BRENDAN MCMANUS
bmcmanus@HannaCRE.com
412.261.7122 DD

CONTACT
MICHAEL CONNOR
mconnor@HannaCRE.com
412.515.2428 DD

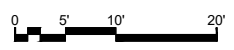
All information furnished regarding property for sale, rental or financing is from sources deemed reliable. No representation is made as to the accuracy thereof, and it is submitted subject to errors, omissions, change of price, rental, or other conditions, prior sale lease, financing or withdrawal without notice. Hanna Commercial will make no representation, and assume no obligation, regarding the presence or absence of toxic or hazardous waste or substances or other undesirable material on or about the property.



1 Test Fit @ THIRD FLOOR
 TF.01 SCALE: 3/16" = 1'-0"



2 Furniture Plan @ FOURTH FLOOR
 A2.04b SCALE: 1/8" = 1'-0"



PERMISSION FROM NEXT ARCHITECTURE, L.P. - COPYRIGHT 2017 (ALL RIGHTS RESERVED)



All information furnished regarding property for sale, rental or financing is from sources deemed reliable. No representation is made as to the accuracy thereof, and it is submitted subject to errors, omissions, change of price, rental, or other conditions, prior sale lease, financing or withdrawal without notice. Hanna Commercial will make no representation, and assume no obligation, regarding the presence or absence of toxic or hazardous waste or substances or other undesirable material on or about the property.